

**Summary of the Undergraduate Admissions Process for the subjects of  
EXPERIMENTAL PSYCHOLOGY and PSYCHOLOGY, PHILOSOPHY &  
LINGUISTICS at the University of Oxford in 2021/22**

Admissions Statistics

Course	Applications	Shortlisted	Offers
Experimental Psychology	400 (60%)	137 (57%)	60 (58%)
Philosophy and Linguistics	28 (4%)	13 (5%)	6 (6%)
Psychology and Linguistics	99 (4%)	37 (15%)	16 (15%)
Psychology and Philosophy	145 (22%)	56 (23%)	22 (21%)
<b>Total</b>	<b>672</b>	<b>243</b>	<b>104</b>

- 21% (140) of the applications made were open applications
- 11 applicants applied for deferred entry. Of these 6 were interviewed and 3 were offered places
- % of applications according to sex and percentage offered places:
  - F - 77% (82% offer holders)
  - M - 23% (18% offer holders)
- % of applications according to fee status and percentage offered places:
  - EU - 9% (5% offer holders)
  - Home - 55% (71% offer holders)
  - Overseas - 36% (24% offer holders)

**Pre-interview Admissions Tests**

All applicants are expected to sit the Thinking Skills Assessment (TSA).

We took into consideration all special circumstances surrounding TSA test sitting where these were reported to us via CAAT, central university admissions team and college communications. The disruptions were graded for severity these disruptions were taken into account at shortlisting stage, where in some cases the TSA was fully disregarded, and in other cases leniency was applied.

Of the 672 applications received, 626 applicants successfully registered for and sat the TSA. Test results are made available from 11<sup>th</sup> January 2022 and can be accessed via the Cambridge Assessment Admissions Testing website [here](#).

### ***Thinking Skills Assessment Summary Statistics***

Max possible mark = 100.

#### *All Applications*

TSA	N	Minimum	Maximum	Mean	Standard Deviation
TSA Problem Solving	626	34.14	105.95	63.24	9.15
TSA Critical Thinking	626	37.28	99.35	63.20	8.62
TSA Overall Score	626	43.47	95.80	63.14	7.63

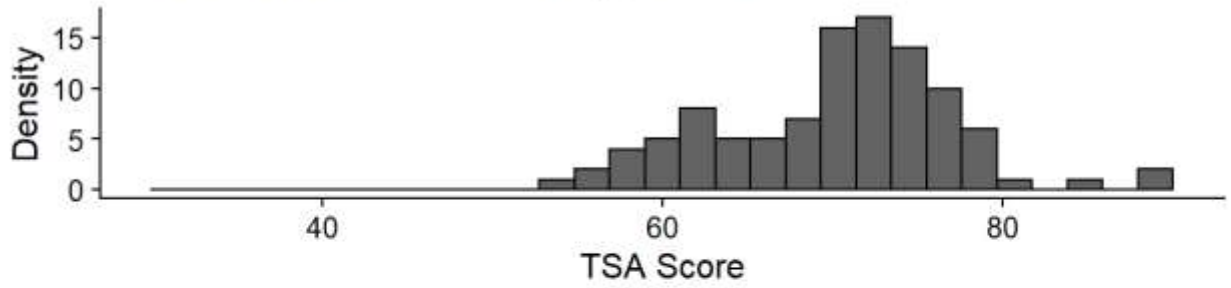
#### *Shortlisted Applications*

TSA	N	Minimum	Maximum	Mean	Standard Deviation
TSA Problem Solving	241	46.55	105.95	69.43	8.67
TSA Critical Thinking	241	43.58	99.35	69.29	8.25
TSA Overall Score	241	49.87	95.80	69.07	6.85

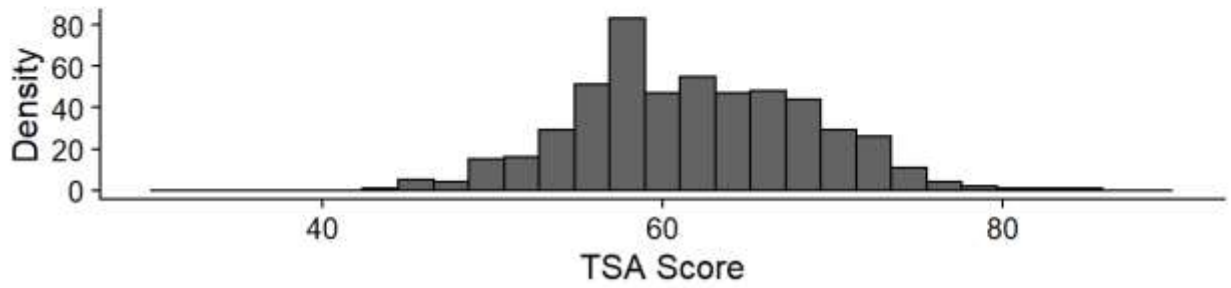
#### *Offered Applications*

TSA	N	Minimum	Maximum	Mean	Standard Deviation
TSA Problem Solving	104	49.34	105.95	70.09	8.97
TSA Critical Thinking	104	55.79	99.35	70.99	8.50
TSA Overall Score	104	54.07	88.07	70.10	6.77

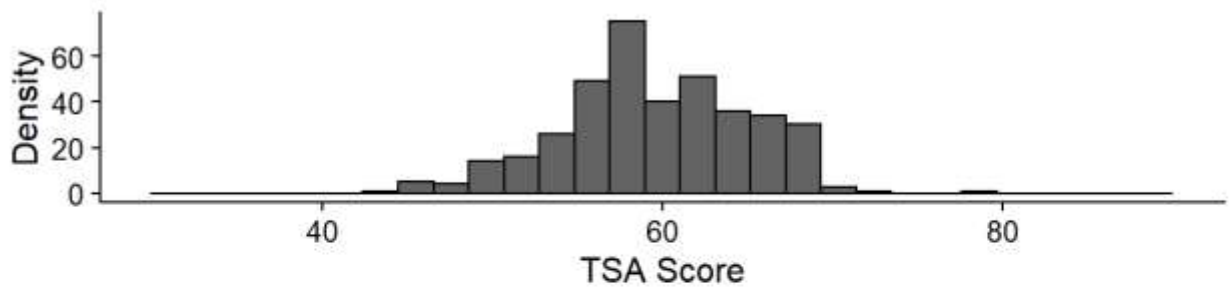
### TSA Scores for Offered Applications



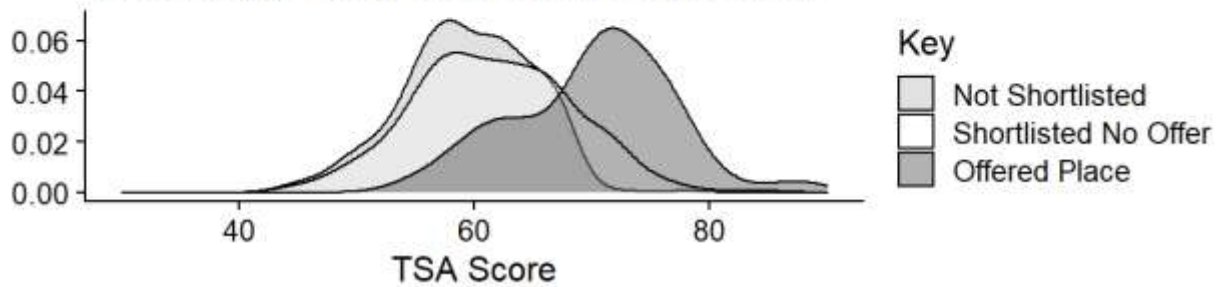
### TSA Scores for Shortlisted but Unsuccessful



### TSA Scores for Non-Shortlisted



### TSA distribution scores by offer status



## Admissions processes – shortlisting procedure

The selection criteria used can be found here:

[https://www.psy.ox.ac.uk/study/undergraduate\\_admissions/selection\\_criteria](https://www.psy.ox.ac.uk/study/undergraduate_admissions/selection_criteria). The department provides shortlisting recommendations to colleges for all candidates. Colleges then review these recommendations and make their decisions, raising any special cases with the department. All special cases raised by College Tutors are considered at this stage. The decision is based on the exam grades obtained and the grades predicted, together with the recommendation from the school or college, performance on our pre-interview admissions test and other relevant information.

Once shortlisting decisions are made a centralised reallocation process ensures that a consistent number of candidates per place are interviewed at each college. The number of applicants we are able to invite for an interview is approximately 3 applicants per place.

### **GCSE summary statistics**

*Number of GCSEs, and number of A stars per offer status  
All Applications*

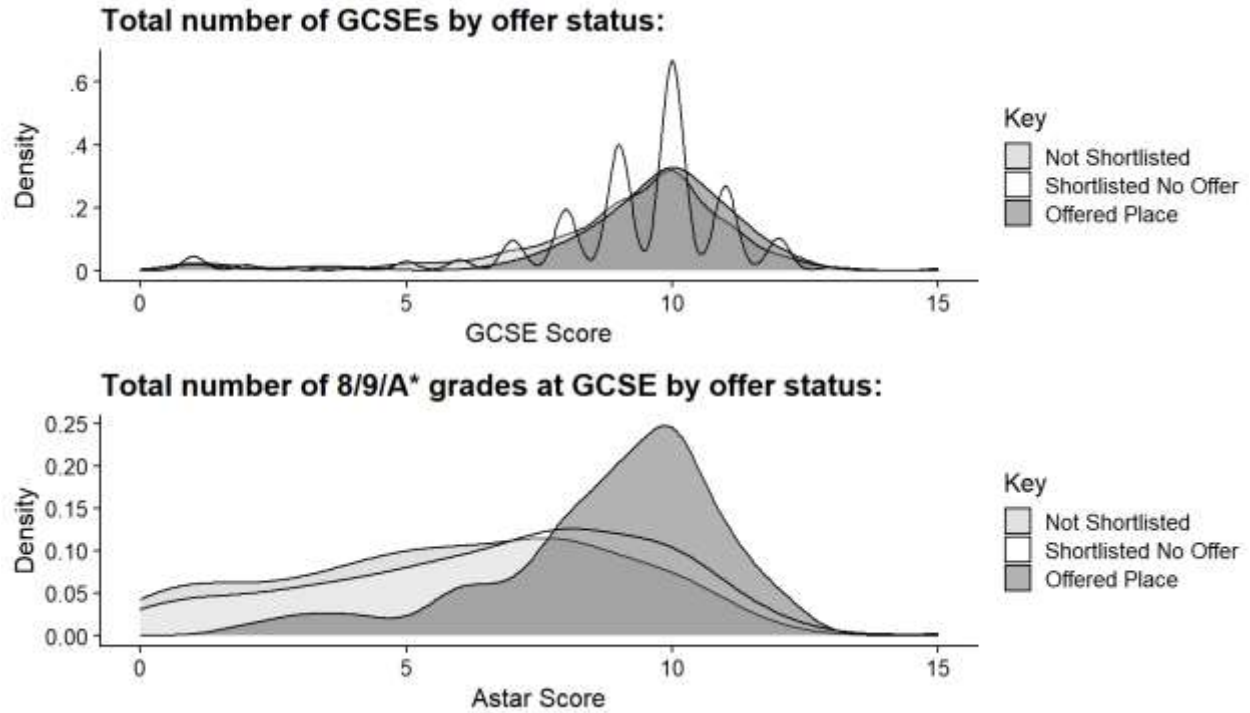
GCSE Markers	N	Minimum	Maximum	Mean	Standard Deviation
Total number GCSE	410	1.00	15	9.27	2.12
Count 9/8/A*	387	0.00	15	7.04	3.10

### *Shortlisted Applications*

GCSE Markers	N	Minimum	Maximum	Mean	Standard Deviation
Total number GCSE	183	1.0	15	9.52	1.99
Count 9/8/A*	175	0.0	15	8.49	2.41

### *Offered Applications*

GCSE Markers	N	Minimum	Maximum	Mean	Standard Deviation
Total number GCSE	79	1.00	12	9.49	2.04
Count 9/8/A*	75	2.00	12	8.79	2.17

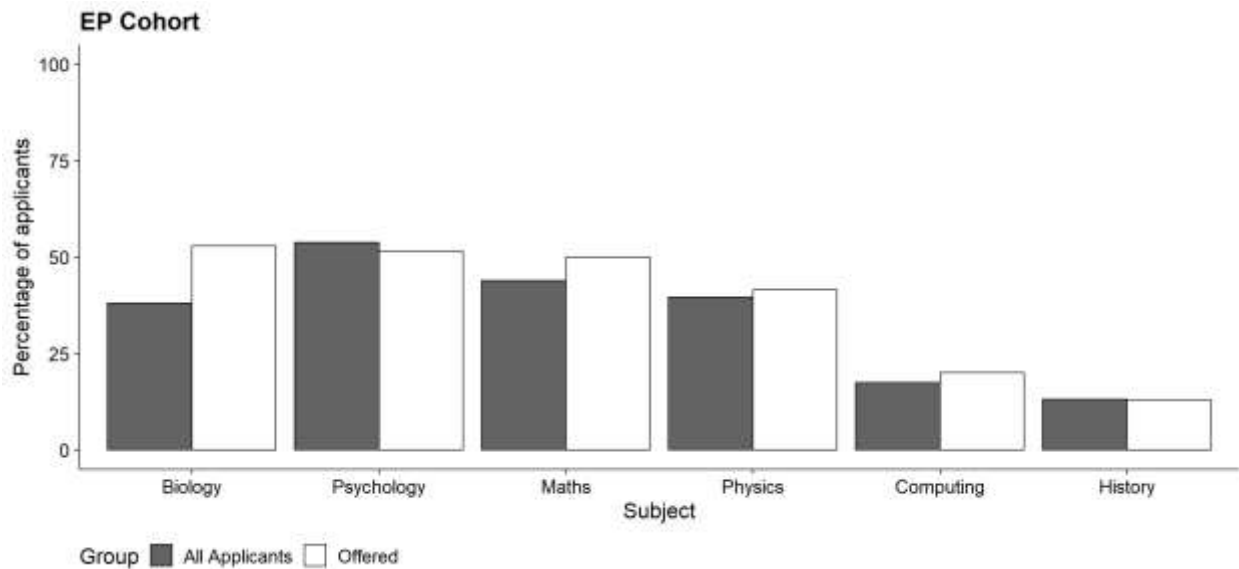


## A Level Subjects

Top courses (at least 10% of applicants) studied by those who applied to this course, divided into those who applied for Experimental Psychology, and those who applied for PPL.

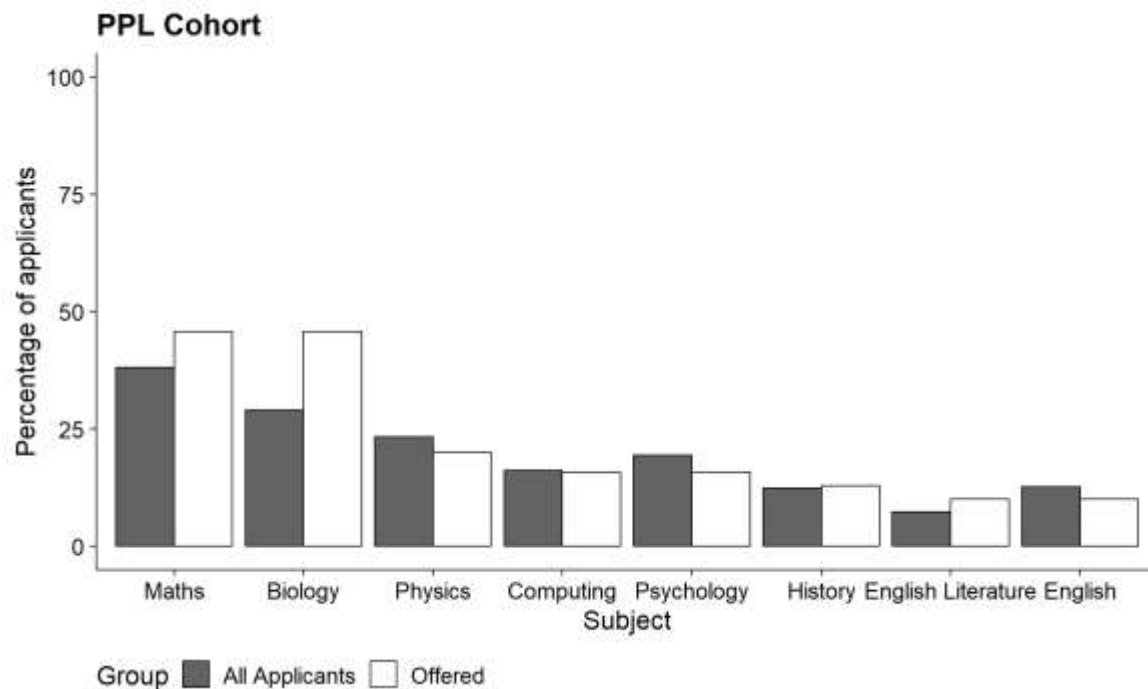
### *EP cohort - Those who applied*

Subject	N	Percentage	Offered	Percentage Placed
Psychology	213	53.79	36	51.43
Maths	174	43.94	35	50.00
Physics	157	39.65	29	41.43
Biology	151	38.13	37	52.86
Computing	69	17.42	14	20.00
History	52	13.13	9	12.86



*PPL cohort - Those who applied*

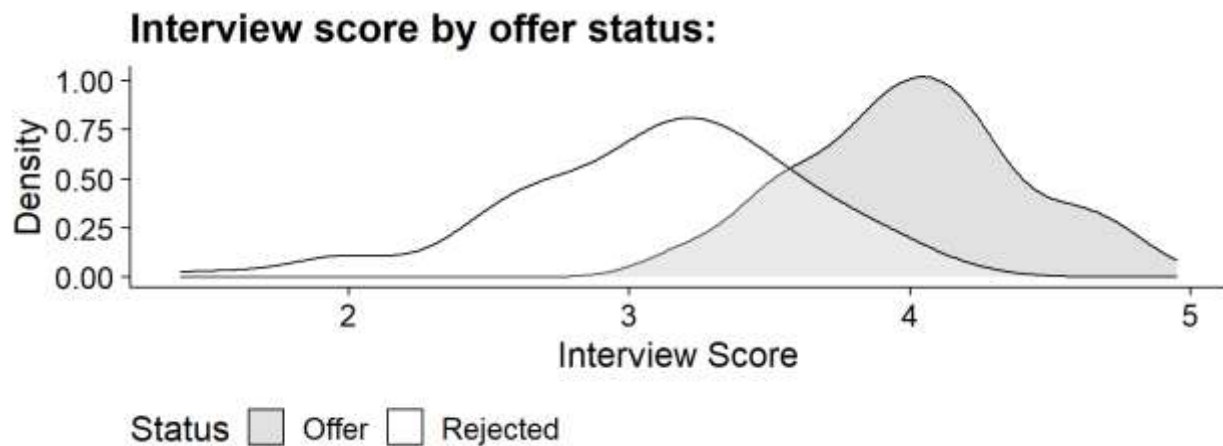
Subject	N	Percentage	Offered	Percentage Placed
Maths	151	38.13	32	45.71
Biology	115	29.04	32	45.71
Physics	92	23.23	14	20.00
Computing	64	16.16	11	15.71
Psychology	77	19.44	11	15.71
History	49	12.37	9	12.86
English	50	12.63	7	10.00



## Admissions processes – interview process

The interview is aimed at assessing a candidate's potential for future development and how well they will cope with the academic course. All applicants who are interviewed in Oxford are interviewed at two separate colleges, i.e. their "college of preference" and a second college. This is to ensure that we have two independent interview assessments of every candidate we have interviewed.

Tutors are looking for the following qualities at interview: Clarity of analysis and presentation of ideas; ability to generate own ideas and proposals; ability to listen and respond to ideas put forward during discussion, and to draw inferences from them; ability to put forward coherent and well thought out proposals and responses. Interviews are scored by interviewers on a scale of 0-5. Below we have a distribution of interviews scores for those who were offered places and those who were not.



## Final decisions

An overall assessment of all candidates is made at a meeting in the Department of Experimental Psychology. All College Tutors are asked to rank the candidates that they have seen, using the full range of indicators. These are: 1) GCSE's or equivalent; 2) predicted or obtained A-levels or equivalent; 3) the reference from the school; 4) the admissions test; 5) the interview; 6) and other relevant information. Final offers are based upon all these factors.