

**Summary of the Undergraduate Admissions Process for the subjects of  
EXPERIMENTAL PSYCHOLOGY and PSYCHOLOGY, PHILOSOPHY &  
LINGUISTICS at the University of Oxford in 2020/21**

**Admissions Statistics**

Course	Applications	Shortlisted	Offers
Experimental Psychology	466(62%)	159(65%)	60(63%)
Philosophy and Linguistics	29(4%)	9(4%)	5(5%)
Psychology and Linguistics	84(11%)	26(11%)	8(8%)
Psychology and Philosophy	166(22%)	50(53%)	22(23%)
<b>Total</b>	<b>752</b>	<b>244</b>	<b>95</b>

- 17% (128) of the applications made were open applications
- 13 applicants applied for deferred entry. Of these 9 were interviewed and 0 were offered places
- % of applications according to gender and percentage offered places:
  - F - 79% (77% offer holders)
  - M - 20% (23% offer holders)
- % of applications according to fee status and percentage offered places:
  - EU - 8% (6% offer holders)
  - Home - 52% (74% offer holders)
  - Overseas - 39% (20% offer holders)

**Pre-interview Admissions Tests**

All applicants were expected to sit the Thinking Skills Assessment (TSA).

We took into consideration all special circumstances surrounding TSA test sitting where these were reported to us via CAAT, central university admissions team and college communications. The disruptions were graded for severity these disruptions were taken into account at shortlisting stage, where in some cases (D and C) the TSA was fully disregarded, and in other cases leniency was applied.

Of the 752 applications received 701 applicants successfully registered for and sat the TSA. Test results were made available from 11<sup>th</sup> January 2021 and can be accessed via the Cambridge Assessment Admissions Testing website [here](#).

### ***Thinking Skills Assessment Summary Statistics***

Max possible mark = 100.

#### *All Applications*

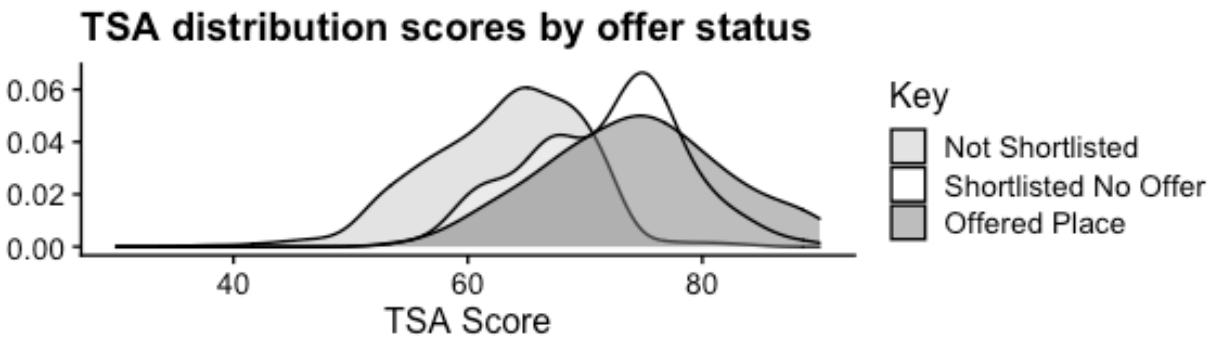
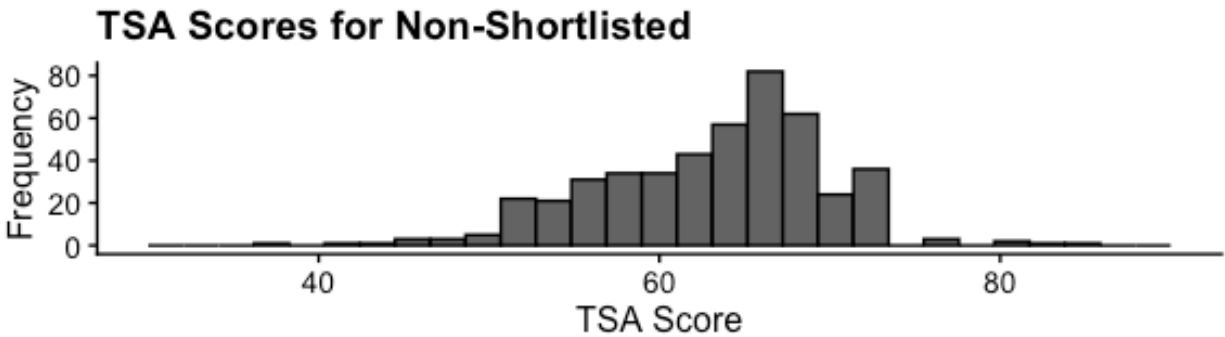
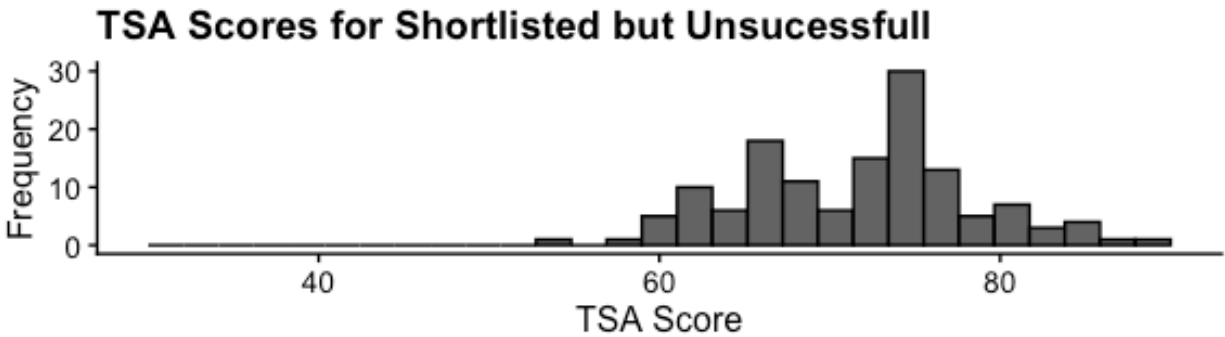
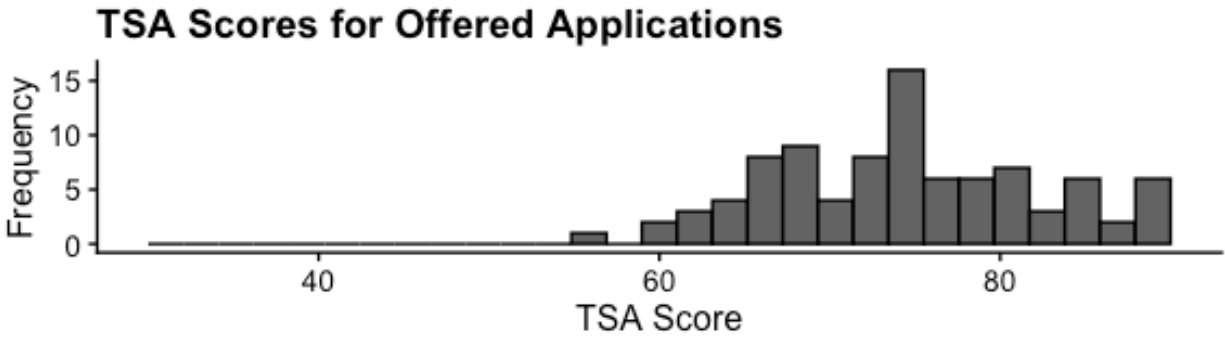
TSA	N	Minimum	Maximum	Mean	Standard Deviation
TSA Problem Solving	701	21.9	100	66.43	9.40
TSA Critical Thinking	701	15.8	96.7	67.06	10.66
TSA Overall Score	700	11.3	96.7	66.42	8.69

#### *Shortlisted Applications*

TSA	N	Minimum	Maximum	Mean	Standard Deviation
TSA Problem Solving	234	21.9	100	73.09	9.57
TSA Critical Thinking	234	15.8	96.7	73.90	10.24
TSA Overall Score	234	11.3	96.7	72.98	8.72

#### *Offered Applications*

TSA	N	Minimum	Maximum	Mean	Standard Deviation
TSA Problem Solving	92	55.9	93.4	74.35	8.70
TSA Critical Thinking	92	53.6	96.7	75.92	9.78
TSA Overall Score	92	56.5	96.7	74.58	7.90



**Admissions processes – shortlisting procedure**

The selection criteria used can be found here: [https://www.psy.ox.ac.uk/study/undergraduate\\_admissions/selection\\_criteria](https://www.psy.ox.ac.uk/study/undergraduate_admissions/selection_criteria) The department provides shortlisting recommendations to colleges for all candidates. Colleges then review these recommendations and make their decisions, raising any special cases with the department. All special cases raised by College Tutors are considered at this stage. The decision is based on the exam grades obtained and the

grades predicted, together with the recommendation from the school or college, performance on our pre-interview admissions test and other relevant information.

Once shortlisting decisions are made a centralised reallocation process ensures that a consistent number of candidates per place are interviewed at each college. The number of applicants we are able to invite for an interview is approximately 3 applicants per place.

### **GCSE summary statistics**

*Number of GCSEs, number of A stars and contextualised GCSE score (cGCSE) per offer status*

#### *All Applications*

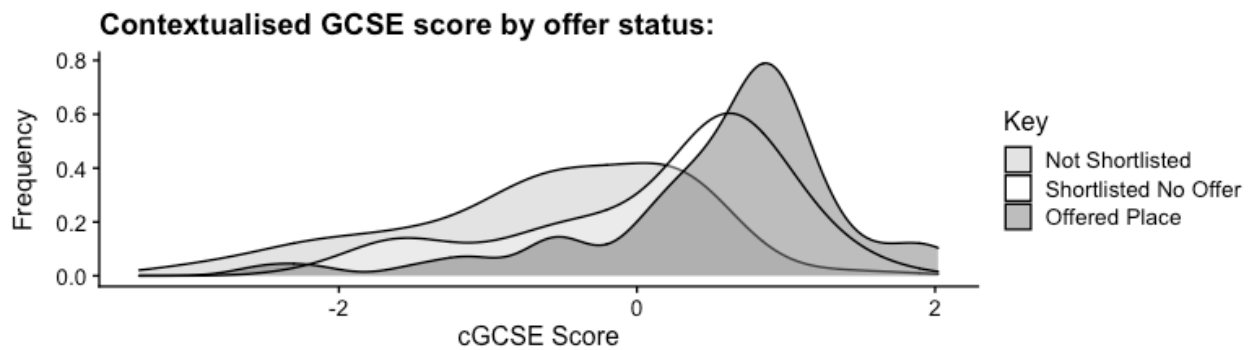
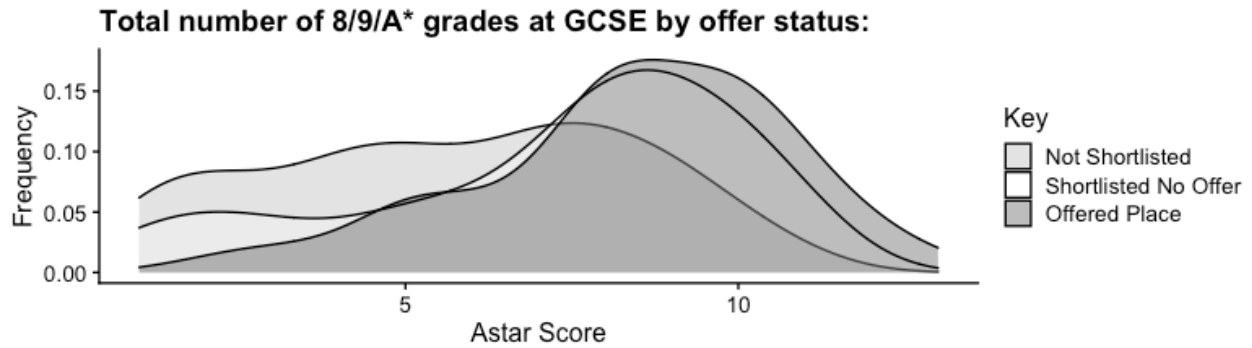
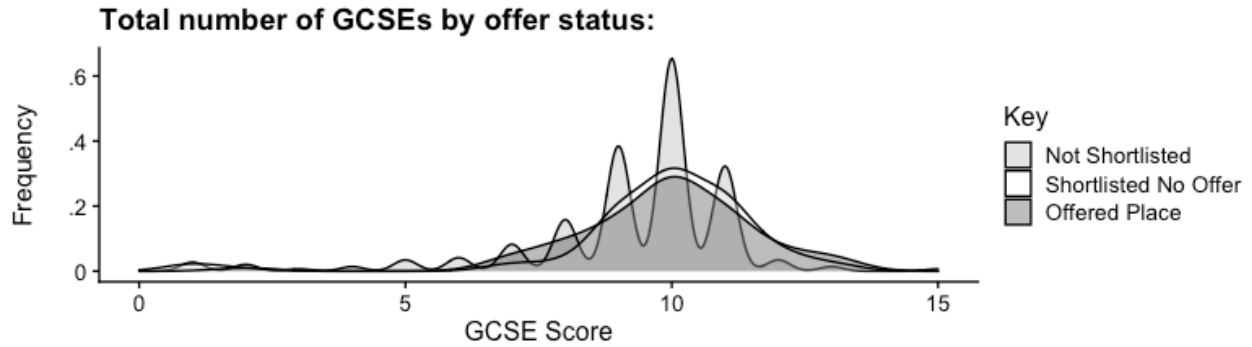
GCSE Markers	N	Minimum	Maximum	Mean	Standard.Deviation
Total number GCSE	440	1.00	15.00	9.48	2.01
Count 9/8/A*	414	1.00	13.00	6.54	2.90
cGCSE score	344	-3.34	2.02	-0.19	1.04

#### *Shortlisted Applications*

GCSE Markers	N	Minimum	Maximum	Mean	Standard.Deviation
Total number GCSE	178	1.0	13.00	9.82	1.93
Count 9/8/A*	172	1.0	13.00	7.69	2.70
cGCSE score	157	-2.5	2.02	0.30	0.90

#### *Offered Applications*

GCSE Markers	N	Minimum	Maximum	Mean	Standard.Deviation
Total number GCSE	72	2.0	13.00	9.88	1.72
Count 9/8/A*	69	2.0	13.00	8.38	2.33
cGCSE score	63	-2.5	2.02	0.53	0.88

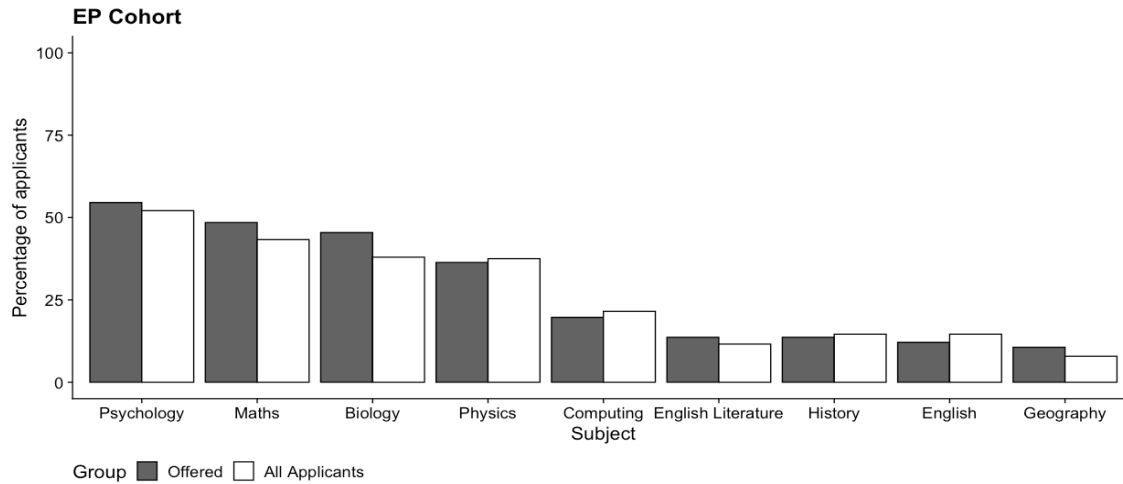


## A Level Subjects

Top courses (at least 10% of applicants) studied by those who applied to this course, divided into those who applied for Experimental Psychology, and those who applied for PPL.

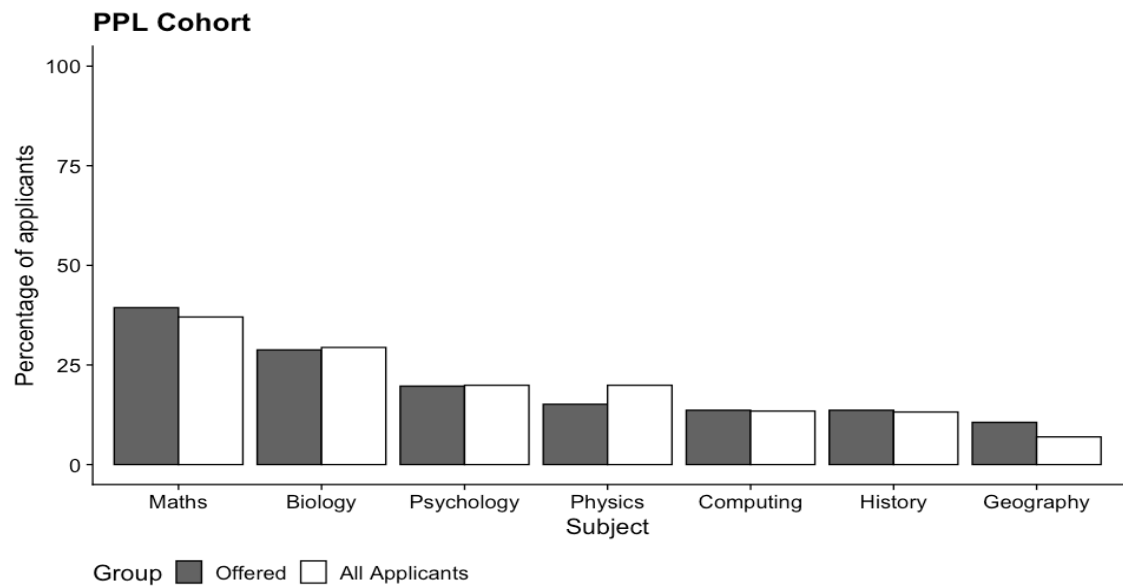
### *EP cohort - Those who applied*

Subject	N	Percentage	Offered	Percentage Placed
Psychology	225	52.08	36	54.55
Maths	187	43.29	32	48.48
Biology	164	37.96	30	45.45
Physics	162	37.5	24	36.36
Computing	93	21.53	13	19.70
English Literature	50	11.57	9	13.64
History	63	14.58	9	13.64
English	63	14.58	8	12.12



*PPL cohort - Those who applied*

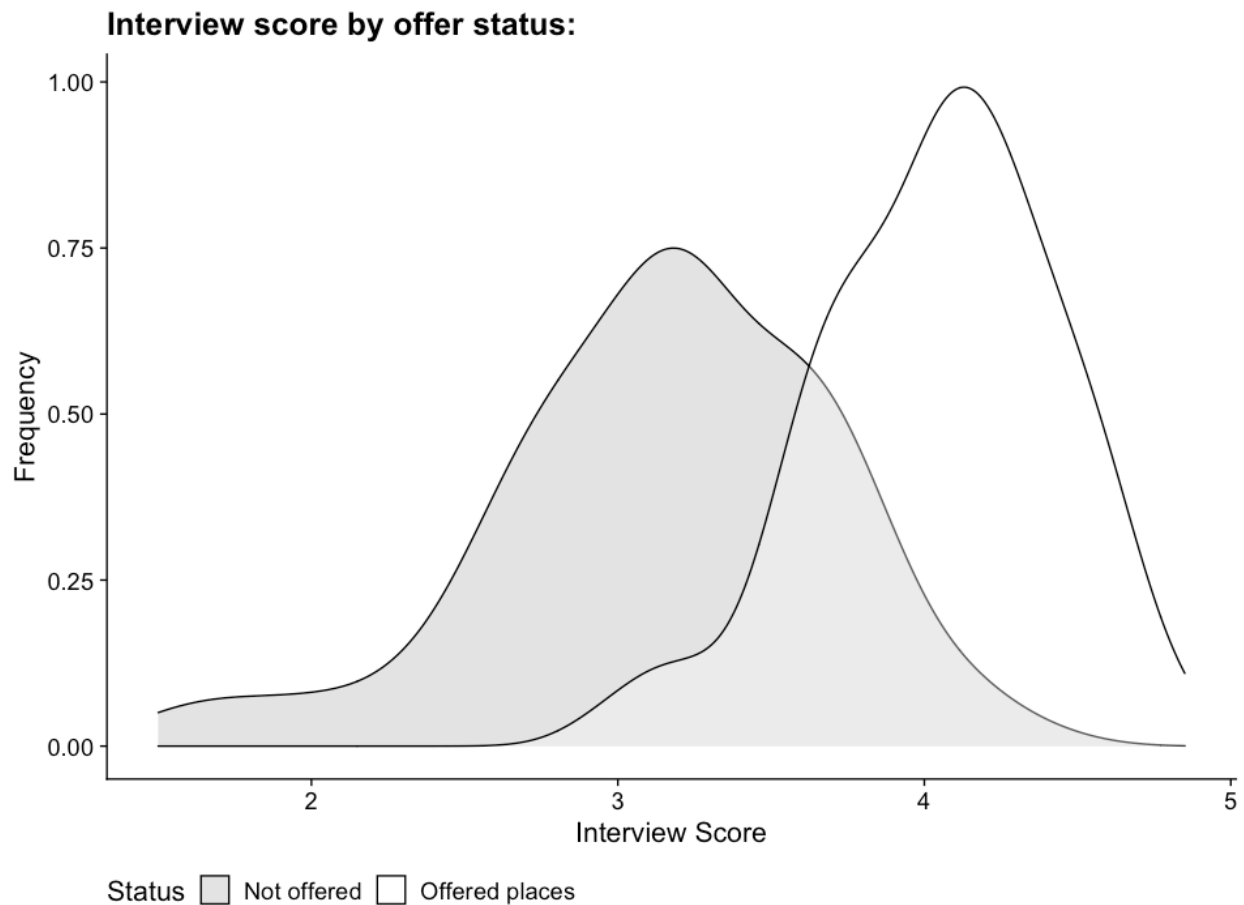
Subject	N	Percentage	Offered	Percentage Placed
Maths	160	37.04	26	39.39
Biology	127	29.4	19	28.79
Psychology	86	19.91	13	19.70
Physics	86	19.91	10	15.15
Computing	58	13.43	9	13.64
History	57	13.19	9	13.64



## Admissions processes – interview process

The interview is aimed at assessing a candidate’s potential for future development and how well they will cope with the academic course. All applicants who are interviewed in Oxford are interviewed at two separate colleges, i.e. their “college of preference” and a second college. This is to ensure that we have two independent interview assessments of every candidate we have interviewed.

Tutors are looking for the following qualities at interview: Clarity of analysis and presentation of ideas; ability to generate own ideas and proposals; ability to listen and respond to ideas put forward during discussion, and to draw inferences from them; ability to put forward coherent and well thought out proposals and responses. Interviews are scored by interviewers on a scale of 0-5. Below we have a distribution of interviews scores for those who were offered places and those who were not.



## Final decisions

An overall assessment of all candidates is made at a meeting in the Department of Experimental Psychology. All College Tutors are asked to rank the candidates that they have seen, using the full range of indicators. These are: 1) GCSE’s or equivalent; 2) predicted or obtained A-levels or equivalent; 3) the reference from the school; 4) the admissions test; 5) the interview; 6) and other relevant information. Final offers are based on all these factors.